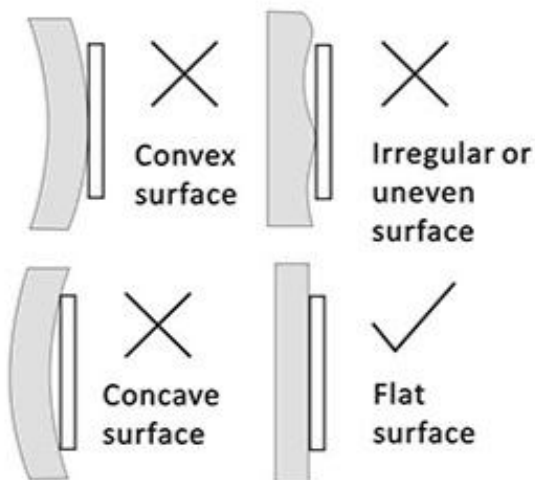


## How to stick the Adhesive Magnetic Disc under the water

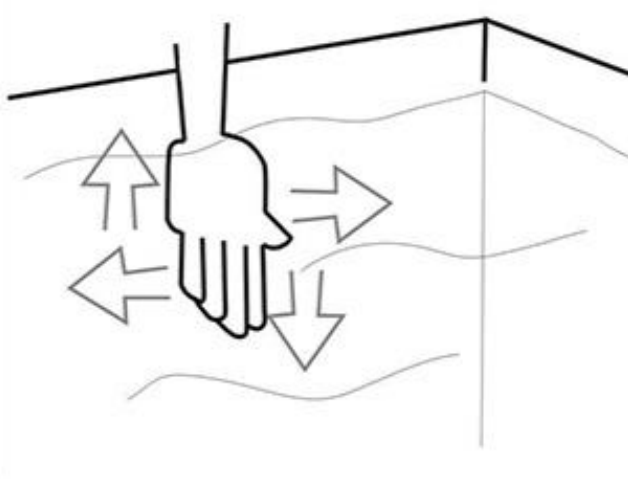
1 Select a suitable location for the Magnetic disc

1



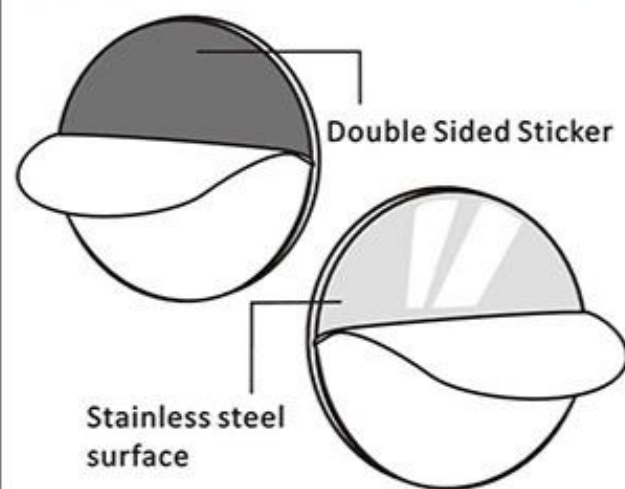
2 Clean the wall surface before sticking the disc in place

2



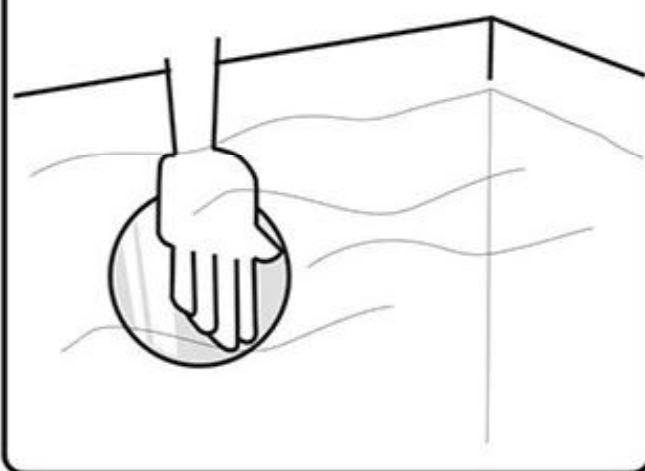
3 Peel off the protective paper on both sides off the disc

3



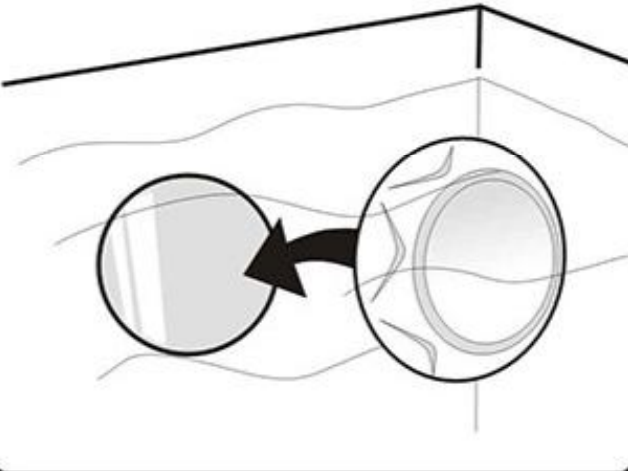
4 Stick the disc onto the selected location and press it for a minimum of 2 minutes

4




5 Leave the disc for 10 minutes before installing the underwater light onto the disc

5



6 If the disc falls off the wall, please use a silicone based adhesive to secure

6



## Warning and Instruction for Rechargeable Battery Underwater Light

~Don't mix rechargeable and non-rechargeable.

~Don't mix old and new batteries.

~Don't mix battery chemistries.

~The Underwater Light can be operated by normal Non-Rechargeable AA size battery.

~Using batteries of different chemistries to power a product can cause damage to your device from electrolyte leakage and over-discharge of the lower capacity batteries. Basically it makes a mess and eats the battery contacts, potentially ruining your product.

## Importance

1. It is normal for batteries to become hot during charging and they will gradually cool down to room temperature after fully charged.
2. Remove batteries from the electrical device if the device is not going to be used for a long time.
3. Battery storage temperature:  $-20 \sim 35^{\circ}\text{C}$   
Charger operation temperature:  $0 \sim 45^{\circ}\text{C}$
4. \*\*Charging time NOT more than 6hr per time. \*\*
5. \*\*Switch Off the Underwater Light before charging.\*\*
6. \*\*Stop charging process if the battery charging temperature over  $45^{\circ}\text{C}$  \*\*

## Caution

1. To reduce the risk of injury, it is recommended that GP Ni-MH rechargeable batteries are used.
2. Do not use non-rechargeable batteries for charging function.
3. Do not use the charger in humid conditions.
4. Do not use the charger if it has a damaged plug.
5. Do not use the charger after it has been dropped or damaged.
6. Do not open/disassemble the Underwater Light.
7. Unplug the Underwater Light before maintenance or cleaning.
8. Do not use the Underwater Light charger in direct sunlight.
9. This appliance can be used by children aged from 8 years and above and persons with reduced physical, sensory or mental capabilities or lack of experience and knowledge if they have been given supervision or instruction concerning use of the appliance in a safe way and understand the hazards involved.
10. Children should not play with the appliance.
11. Cleaning and user maintenance should not be made by children without supervision.



Do not dispose of electrical appliances as unsorted municipal waste, use separate collection facilities. Contact your local government for information regarding the collection systems available. If electrical appliances are disposed of in landfills or dumps, hazardous substances can leak into the groundwater and get into the food chain, damaging your health and well-being.